


STORM™


JOINTING COMPOUND FOR PAVERS

STORM™ jointing compound installs easily in a wide range of weather conditions, minimizing delays with completing any hardscape installation.


- Air-curing
- Multi-weather: Use in wet and dry weather conditions
- Permeable jointing compound
- Inhibits weed growth
- Ready-to-use, no mixing required
- Leftovers can be stored temporarily and reused




3t
RESIDENTIAL DRIVEWAYS




MULTI-WEATHER



PERMEABLE



EFFICIENT



REUSABLE

Colors: 40100613

Black

40105084

Granite

141000028

Ivory

40105082

Tan

Packaging: 40 lb (bucket) (50 buckets per pallet)

No more waiting for rain showers to clear;
STORM™ jointing compound installs over wet pavers with continuous water exposure.
Formulated for residential projects such as walkways, pool decks, patios and
light-duty residential driveways (up to 3 tons loading).

DIRECTIONS FOR USE:

3 EASY STEPS

- 1 Pre-soak the entire surface first, including the surrounding areas.
- 2 Open the container, cut the vacuum-sealed bag open and pour content onto the surface.
- 3 Start adding water with your sprayer set to Shower mode. Using the broom (or squeegee), spread product over the surface.



Necessary Tools



TIPS

- Use water to move jointing compound into the joints. Keep product wet at all time to prevent premature curing.
- STORM™ can not be overwatered. Large quantities of water should be used throughout the entire process (before-during-after).
- The application is easier to accomplish by a two-employee team.
- Using a masonry jointing tool, smooth down the STORM™ joints to insure a uniform finish.



CLEANING

- Once joints are filled, remove excess product and continue rinsing the area thoroughly while brushing.
- For final cleaning, use a different, clean broom to avoid streaks on the surface.
- Excess product can be salvaged and kept into its original container for later use. Product should be usable for several weeks.
- To prevent the product from curing, leftovers must be completely immersed in water (approx. 2"). If the product has begun curing, do not put it back into the container. Do not attempt to reseal the bag as it will not be airtight. Close back container tightly.



INSTALLATION TIPS:

Despite STORM™ being a product that does not require compaction in most circumstances, it is critical that joints are filled completely. For very narrow joints and/or with thick pavers, mechanical compaction using a Plate Compactor or Paver Roller will help ensure that the joints are full.

