

MULTI-SURFACE PAVER PROTECTORS – CHOOSE FROM 4 LOOKS & FINISHES

Once the pavers are clean, and the surface has been prepared, choose one of the four aesthetic finishes offered by Techniseal's protective sealers for installations that are as beautiful as they are durable.

In addition to enhancing the appearance of paver installations, the application of a sealer allows:

- To avoid the formation of stains and the build-up of contaminants.
- To prevent water infiltration, minimize the impact of de-icing salts and hinder the premature aging of pavers.



Protector	Water-Based or Solvent-Based	Film Forming or Penetrating	All-in-One Sealer & Joint Stabilizer	Ideal for	Finish	Product Code
iN Natural Look	Water-Based	Penetrating		Concrete, Clay & Wet-Cast Pavers, Poured Concrete and Natural Stone	Matte	1 Gal: 60305100 5 Gal: 60304120
NS Natural Look	Water-Based	Film-Forming	ALL IN ONE	Concrete Pavers & Aggregates	Eggshell	1 Gal: 60301881 5 Gal: 60101582
JS Satin Look	Water-Based	Film-Forming	ALL IN ONE	Concrete Pavers & Aggregates	Satin	1 Gal: 60301707 5 Gal: 60101975
CB+ Color Boost	Water-Based	Penetrating		Concrete Pavers & Natural Stone	Matte with Color Enhancement	1 Gal: 60301612 5 Gal: 60301611
JSW Wet Look	Water-Based	Film-Forming	ALL IN ONE	Concrete Pavers & Aggregates	Gloss Color Enhancement	1 Gal: 60301801 5 Gal: 60301731
WL4 / WLWR Wet Look	Solvent-Based	Film-Forming		Concrete Pavers	Gloss Color Enhancement	1 Gal: 60301534 5 Gal: 60301535 1 Gal: 60301302 5 Gal: 60301303
WL-87 Wet Look	Solvent-Based	Film-Forming	3N1 PROTECTOR	Concrete & Wet-Cast Pavers, Natural Stone & Aggregates	Semi-Gloss	1 Gal: 60300365 5 Gal: 60300422
WL-87 Green Wet Look	Solvent-Based	Film-Forming	3N1 PROTECTOR	Concrete & Wet-Cast Pavers, Natural Stone & Aggregates	Semi-Gloss	1 Gal: 142000102 5 Gal: 142000101 <i>Only available in CA</i>
WR7 Water Proofing	Water-Based	Penetrating		Horizontal and Vertical, Brick & Concrete Surfaces	Matte	1 Gal: 60303570 5 Gal: 60303580

Please be aware that some products may be subject to local, regional, and/or federal legislation and may thereby not be available in some regions. To maintain pavers' microporosity, avoid an over-accumulation of sealer.

QUESTIONS?



If in doubt, do not hesitate to contact our certified technical support team, available **Monday to Thursday 8 am to 5 pm (EST)**, and **Friday 8 am to 4 pm (EST)**.

TO CONTACT OUR TEAM :

- Call: 1 800 465-7325
- Email: service@techniseal.com
- Visit techniseal.com and fill-in the form in the "Support" section.

(341-496-1 02/26)



ENJOY YOUR INSTALLATION FOR YEARS TO COME

PROTECT AND BEAUTIFY YOUR INSTALLATIONS

REGULAR PREVENTIVE MAINTENANCE - KEEP AN EYE ON

ORGANIC WASTE

The accumulation of organic waste such as **soil, tree branches, dead leaves, and mowed grass** on the surface of pavers can contribute to the formation of stubborn stains, as well as the growth of moss and mold.

In addition to the obvious aesthetic damages, organic waste may also weaken the structural stability of paver joints and decrease the life expectancy of hardscape installations.



WATER AND MOISTURE

Jointing materials such as polymeric sand are designed to sustain average seasonal weather and climate variations.

However, **excessive humidity, shady areas, improper calibration of automated sprinkler systems, and poorly positioned gutters** can all lead to the premature erosion of paver joints, thus significantly reducing the life expectancy of installations.



RECOMMENDATIONS

ORGANIC WASTE MANAGEMENT

Prevent organic waste from accumulating on paver installations by regularly clearing the surface of any debris or residue using a street broom or a leaf blower.

In the summer, remove cut grass from the pavers after mowing the lawn.

In the fall, regularly pick up dead leaves and broken branches.




WATER AND MOISTURE MANAGEMENT

If you water your lawn with an automated sprinkler system, make sure it is calibrated properly to prevent water accumulation on the surface of paver installations, especially in shaded areas.









When cleaning the pavers, don't aim the water jet directly into the joints, avoid overwatering the surface. Watering gun nozzles should be used instead of pressure washers.

Consider repositioning your roof gutter downspouts, or use a disperser, to avoid excessive water runoff during bad weather.



EVEN WITH REGULAR PREVENTIVE MAINTENANCE, some stains may still appear on paver surfaces. To dislodge stubborn stains, rely on Techniseal's line of specialized hardscape cleaners.

PAVER CARE PRODUCTS

	PROBLEM	SOLUTION	USES AND FEATURES
1	 GREASE	Professional-Grade Oil & Grease Remover 1 qt. - 60300025	<ul style="list-style-type: none"> Concrete pavers and slabs, concrete surfaces and natural stone Removes penetrated petroleum-based products Ideal for older, penetrated stains Dries from a liquid to a powder Warning: This product may strip sealed surfaces
	 OIL	Dirt & Grease Cleaner 1 qt. - 60101030	<ul style="list-style-type: none"> Concrete pavers Removes motor oil and grease (ex. BBQ) Dissolves, dislodges, and encapsulates grease Ideal for sealed surfaces and fresh stains
	 RUST	Rust Remover 1 qt. - 60101956	<ul style="list-style-type: none"> Concrete pavers Effectively removes stains caused by steel, rusted metal objects, fertilizers, etc. Contains no muriatic acid Will not discolor pavers when used according to instructions
	 ORGANIC WASTE	Organic Stain Remover 25 oz. - 60100007	<ul style="list-style-type: none"> Concrete pavers, slabs and walls. Can also be used on poured and stamped concrete Requires minimum scrubbing Effectively removes moss, mildew, dead leaves, wine, blood, and non-greasy food stains
	 PAINT	Paint, Tar & Rubber Remover 1 qt. - 60100780	<ul style="list-style-type: none"> Concrete pavers Dissolves tire marks, paint, tar, and chewing-gum Warning: This product may strip sealed surfaces
	 TIRE TRACKS		
2	 EFFLORESCENCE	Paver Prep 1 gal. - 60301603 5 gal. - 60301602 HD Paver Prep 1 gal. - 60105008 5 gal. - 60105009 <small>(HD Paver Prep: North American compliant except SCAQMD)</small>	<ul style="list-style-type: none"> Concrete pavers Specially formulated to dislodge tough and stubborn efflorescence Brightens up the color of pavers Prepares pavers prior to the application of a protector
	 WHITISH HAZE	Paver Restorer (if needed) 1 gal. - 60301605 5 gal. - 60201005	<ul style="list-style-type: none"> Concrete pavers Removes haze created by some polymeric sands Removes stains generated by pavers and slabs cuts

When a product leaves a clean spot (cleaned surface after stain removal), clean the entire installation with the HD Paver Prep.

IMPORTANT:
Polymeric sand curing time after installation:
30 days



IMPORTANT:
Before applying any TECHNISEAL product, remember always to read the complete directions provided on the label, as well as in the Technical Data Sheet available on techniseal.com

