




Product Guide



POLYMERIC SANDS



PAVER CARE




WOOD CARE



ROOFING CARE



ASPHALT CARE



CONCRETE CARE



Founded in Montreal in 1984, Techniseal® is a pioneer in the development and manufacturing of high-end solutions for the installation, maintenance, and protection of outdoor spaces.

The preferred brand of thousands of landscaping experts across North America. The Techniseal® product line is available at most major hardware stores in Canada.

In addition to manufacturing industry-leading polymeric sands and products for hardscape installations, Techniseal® also offers a complete **1 2 3**-step solution for the maintenance and protection of outdoor surfaces.

Rely on Techniseal® products for beautiful, long-lasting outdoor installations.

POLYMERIC SAND



POLYMERIC SAND

Techniseal® Polymeric Sand is a high-tech product that is applied dry between pavers and hardens when activated with water. Besides staying permanently in the joints, it inhibits weed growth and deters insects.

3 EASY STEPS






1 SPREAD



2 COMPACT



3 WET

PRODUCT AND FEATURES	PRODUCT CODE	UPC	COLOUR	DIMENSIONS (CM) W x H x D	QTY/PACK
 <p>RG+ Polymeric Sand</p> <ul style="list-style-type: none"> ▶ Inhibits weed growth ▶ Deters ants and other insects ▶ Eliminates joint erosion ▶ Becomes water-resistant 90 minutes after installation 	40100593 (191-637) 40105160 (191-647)	773758916373 773758916472	Tan Granite	28 x 38 x 10	N/A
 <p>EZSAND® Polymeric Sand</p> <ul style="list-style-type: none"> ▶ Inhibits weed growth ▶ Deters ants and other insects ▶ Eliminates joint erosion ▶ Durable 	40100604 40100603	773758004513 773758004506	Tan Grey	27 x 44 x 7	N/A
 <p>RG+ Elastomeric Adhesive for Concrete</p> <ul style="list-style-type: none"> ▶ Ultra-strong adherence on dry, wet, or frozen surfaces ▶ Premium advanced elastomeric adhesive formula - remains flexible ▶ Low-VOC formula 	70971142	773758417917	N/A	N/A	12

All other grades of Techniseal® polymeric sand are available on special order.



POLYMERIC SAND

QTY/ PALLET	SIZE	USES	APPLICATION TEMPERATURE	DOWNTIME	TOOLS NEEDED	COVERAGE
56	22,7 kg (50 lb)	For surfaces exposed to normal traffic such as driveways, patios and walkways. Concrete pavers and slabs, wet-cast pavers and clay pavers	Above 0°C (for 48 hrs following installation)	Pedestrian: none Vehicular: 24 to 48 hrs	Street broom, plate vibrator, leaf blower and spray nozzle in "shower" mode	Narrow joints: 5,6 m ² to 7 m ² (60 to 75 sq. ft.) Wide joints: 2,3 m ² to 3,7 m ² (25 to 40 sq. ft.)
80	15,9 kg (35 lb)	For general use. Residential driveways, patios, walkways, etc. Interlocking pavers	Above 0°C (for 48 hrs following installation)	Pedestrian: none Vehicular: 24 to 48 hrs	Street broom, plate vibrator, leaf blower and spray nozzle in "shower" mode	3,7 m ² to 4,6 m ² (40 to 50 sq. ft.)
1296	300 ml	Ideal for the construction of retaining walls	N/A	N/A	N/A	N/A

POLYMERIC SAND





TIPS FROM THE PROS ON POLYMERIC SAND


- Q. What are the advantages of Techniseal® Polymeric Sand over normal, loose sand?**
- A. Techniseal® Polymeric Sand has proven its worth over the last 20 years. It hardens quickly after being showered and stays in place permanently. Contrary to plain sand, it inhibits weed growth and deters ants.
- Q. There is already sand between the pavers. Can I simply add Techniseal® Polymeric Sand on top?**
- A. No. It is important to empty the joints before filling them up with Techniseal® Polymeric Sand. Polymeric Sand needs a minimum depth of 4 cm (1 ½") to be effective. Use a power washer to empty the joints. If there is already polymeric sand between the pavers, soak the sand to soften it up before emptying the joints.
- Q. What is the difference between the EZSAND® and RG+ Polymeric sands?**
- A. EZSAND® is recommended for residential projects with light traffic and for joints up to 13 mm (1/2") wide. The RG+ is a polymeric sand with superior strength recommended for areas with normal traffic and for joints up to 2.5 cm (1") wide.
- Q. I am about to fill my paver joints and was wondering if there are any mandatory directions to follow when wetting Techniseal® Polymeric Sand?**
- A. It is imperative to wet the sand with plenty of water, by setting the pistol nozzle to the "Shower" mode. Techniseal®'s fast setting Polymeric Sands need a lot of water in a short period of time because they begin repelling water soon after they start to be activated.
- Q. How long do I need to wait after installing sand before I can clean and seal the pavers?**
- A. It is strongly recommended to wait at least 30 days after the installation of polymeric sand before cleaning and sealing the pavers. This curing period allows the joints to harden completely (curing period).

LEARN MORE:

Ask for our "Polymeric Sands for Paver Joints" informational leaflet or visit our website at techniseal.com



PAVER CARE



PAVERS

Techniseal® Protectors for concrete pavers provide long-lasting and effective protection against weathering and the penetration of contaminants. They are also ideal for giving a new lustre to faded pavers. Formulated without strong solvents, they provide spectacular results.

3
EASY
STEPS



1 PREPARE












2 CLEAN



3 PROTECT

1 PREPARE









PRODUCT AND FEATURES	PRODUCT CODE	UPC	DIMENSIONS (CM) W x H x D
 <p>Professional-Grade Oil & Grease Remover</p> <ul style="list-style-type: none"> ▶ Removes penetrated petroleum-based products ▶ Ideal for older, penetrated stains ▶ Dries from a liquid to a powder 	60102032 (141-591)	773758115912	10 x 25 x 6
 <p>Dirt & Grease Cleaner</p> <ul style="list-style-type: none"> ▶ Removes motor oil and grease (ex. BBQ) ▶ Dissolves, dislodges and encapsulates grease ▶ Ideal for sealed surfaces and fresh stains 	60102031 (141-511)	773758415111	13 x 19,5 x 5
 <p>Rust Remover</p> <ul style="list-style-type: none"> ▶ Effectively removes stains caused by steel, rusted metal objects, fertilizers, etc. ▶ Contains no muriatic acid 	60100115 (141-521)	773758415210	13 x 19,5 x 5
 <p>Organic Stain Remover</p> <ul style="list-style-type: none"> ▶ Requires minimum scrubbing ▶ Effectively removes moss, mildew, dead leaves, wine, blood and non-greasy food stains 	60102044 (141-502)	773758115028	11 x 13



PAVER CARE

QTY/ PACK	QTY/ PALLET	SIZE	USES	APPLICATION TEMPERATURE	TOOLS NEEDED	COVERAGE
6	600	950 ml	Concrete pavers and slabs, concrete surfaces and natural stone 1	Between 15 and 25°C	N/A	N/A
6	480	1 L	Concrete pavers 1	N/A	Techniseal® Stain Remover Brush (145-910)	N/A
6	480	1 L	Concrete pavers 1	N/A	Techniseal® Stain Remover Brush (145-910)	N/A
6	540	700 g	Concrete pavers, slabs and walls. Can also be used on poured and stamped concrete 1	N/A	Techniseal® Stain Remover Brush (145-910) and watering can	700 g of concentrated powder give 7,5 L of solution and clean 18,6 m ² (200 sq. ft.)



PRODUCT AND FEATURES		PRODUCT CODE	UPC	DIMENSIONS (CM) W x H x D
 <p>Pre-Seal Cleaner</p> <ul style="list-style-type: none"> ▶ Dislodges efflorescence and ground-in dirt ▶ Prepares pavers prior to the application of a protector ▶ Brightens up the colour of pavers 		60102040 (141-534)	773758141508	17 x 29 x 12
 <p>Hardscape Cleaner for Pavers</p> <ul style="list-style-type: none"> ▶ Dislodges ground-in dirt and brightens up colours ▶ For routine maintenance 		60101011 (141-503)	773758415036	17 x 29 x 12
ACCESSORIES				
 <p>Slit-Foam Roller</p> <ul style="list-style-type: none"> ▶ Solvent-resistant ▶ Remains spongy to absorb any extra sealant 		70971145 (145-930)	773758459306	8,2 x 24
 <p>Exact Sprayer</p> <ul style="list-style-type: none"> ▶ Makes application easy ▶ Automatically provides the perfect dilution ▶ Connects to a garden hose 		70971143 (145-900)	773758159008	18 x 6 x 5,7
 <p>Stain Remover Brush</p>		70971144 (145-910)	773758145001	15,5 x 8,5 x 6
 <p>40 Ft Coil Paver Edging</p>		70971149 (245-960)	773758004339	12 m
 <p>6 Ft Paver Edging</p>		70970398	742786915658	1,83 m
 <p>8 Ft Paver Edging</p>		70971148 (245-950)	773758004322	2,4 m

PAVER CARE

QTY/ PACK	QTY/ PALLET	SIZE	USES	APPLICATION TEMPERATURE	TOOLS NEEDED	COVERAGE
4	144	4 L	Concrete pavers 2	Between 10 and 30°C	Street broom and Techniseal Exact Sprayer (145-900) or plastic watering can	4 L (20 L of diluted solution) clean 18,6 m ² (200 sq. ft.)
4	144	4 L	Concrete pavers, slabs and walls, poured or stamped concrete 2	Between 10 and 30°C	Street broom and Techniseal Exact Sprayer (145-900) or plastic watering can	4 L (40 L of diluted solution) clean up to 74,3 m ² (800 sq. ft.)
20	840	N/A	N/A	N/A	N/A	N/A
12	864	N/A	N/A	N/A	N/A	N/A
12	1296	N/A	N/A	N/A	N/A	N/A
6	72	N/A	Easy to handle	N/A	Hammer and Paver Edging Nails	N/A
10	800	N/A	They provide strong support for most kinds of hardscape installation	N/A	Hammer and Paver Edging Nails	N/A
10	630	N/A	They provide strong support for most kinds of hardscape installation	N/A	Hammer and Paver Edging Nails	N/A

PRODUCT AND FEATURES	FINISH	PRODUCT CODE	UPC	DIMENSIONS (CM) W x H	QTY/ PACK	QTY/ PALLET
 <p>(WL1-2) – Wet Look Protector</p> <ul style="list-style-type: none"> ▶ Enhances the original colour of pavers ▶ Forms an ultra-durable protective film ▶ Solvent based 	Gloss	60102173 (141-013)	77358110139	17 x 19	4	180
		60102172 (141-016)	73758110160	31 x 37	N/A	36
 <p>(iN) – Natural Look Protector</p> <ul style="list-style-type: none"> ▶ Preserves the natural look of pavers ▶ Penetrating: Will not make surfaces more slippery ▶ Also for interior use ▶ Water-based 	Matte	60102138 (141-314)	773758113147	17 x 19	2	180
 <p>(EV) – Satin Look Protector</p> <ul style="list-style-type: none"> ▶ Enhances the original colour of pavers ▶ Forms an ultra-durable protective film ▶ Water-based 	Satin	60301873 (141-304)	773758113048	17 x 19	2	180
 <p>(WA) – Colour Boost Protector</p> <ul style="list-style-type: none"> ▶ Enhances the original colour of pavers ▶ Forms an ultra-durable protective film ▶ Water-based 	Gloss	60300163 (141-333)	773758113338	17 x 19	2	180
		60300158 (141-336)	773758113369	31 x 39	N/A	36
 <p>(WR7) – Brick & Concrete Waterproofing Sealant</p> <ul style="list-style-type: none"> ▶ Helps prevent spalling and damage caused by de-icing salts ▶ Preserves the natural look of treated surfaces ▶ Water-based 	Matte	60102144 (143-383)	773758133831	17 x 19	2	180
		60102143 (143-386)	773758133862	31 x 39	N/A	36

PAVER CARE

SIZE	USES	APPLICATION TEMPERATURE	DOWNTIME	COATS	TOOLS NEEDED	COVERAGE
3,78 L 18,93 L	Concrete pavers, driveways, parking lots, walkways and patios 3	Between 10 and 30°C	Pedestrian: 24 hrs Vehicular: 48 to 72 hrs	1 or 2 (± 2 hrs between coats)	Techniseal® Slit-Foam roller (145-930) and solvent resistant paint tray	3,78 L cover up to 14 m ² (150 sq. ft.)
3,78 L	Concrete pavers, natural stone and wet-cast pavers, pool decks, driveways, parking lots, walkways and patios 3	Between 10 and 30°C	Pedestrian: 24 hrs Vehicular: 48 to 72 hrs	2 ("wet on wet")	Polyester roller (10 to 12 mm) and paint tray.	3,78 L cover up to 11,1 m ² (120 sq. ft.)
3,78 L	Concrete pavers, driveways, parking lots, walkways and patios 3	Between 10 and 30°C	Pedestrian: 24 hrs Vehicular: 48 to 72 hrs	1	Polyester roller (10 to 12 mm) and paint tray.	3,78 L cover up to 14 m ² (150 sq. ft.)
3,78 L 18,93 L	Concrete pavers, driveways, parking lots, walkways and patios 3	Between 10 and 30°C	Pedestrian: 24 hrs Vehicular: 48 to 72 hrs	1 or 2 (± 4 hrs between coats)	Polyester roller (10-12 mm) and paint tray. DO NOT use a foam roller	3,78 L cover up to 14 m ² (150 sq. ft.)
3,78 L 18,93 L	Brick, concrete or stone facades, mortar joints, decorative stone 3	Between 10 and 30°C	Vertical: none Horizontal: 24 hrs	1	19 mm foam roller for rough surfaces or low-pressure airless sprayer (< 50 psi) or pump sprayer	3,78 L cover up to 14 m ² (150 sq. ft.)



TIPS FROM THE PROS ON PAVER PROTECTION

Q. Are water-based sealers as effective as solvent-based sealers?

A. Yes. Techniseal®'s water-based Paver Protectors are made from the most advanced technology available. Today, these sealers can even outperform some solvent-based products by leaving a thicker, more durable protective coating on the surface.

Q. My pavers were previously treated with a sealer from another brand. Can I seal them with a Techniseal® Protector?

A. Yes. However, it will be necessary to wait until the sealer is worn before applying a Techniseal® Protector. Normally, this should take approximately two years, or maybe less in the case of an economical sealer. If your pavers have been treated with a solvent-based sealer and you wish to apply a water-based Protector, it will be important to make sure there is no more sealer on the pavers; beading water on the surface is a good sign that the pavers are still sealed.

Q. Can I apply a fresh coat every year?

A. No. Techniseal® Paver Protectors are made to last several years. Since these sealers are microporous, they let moisture out. If too much Protector is applied too often, it will create a build-up, and the product will lose its microporosity, which could lead to the whitening and peeling of the film on the surface. Normally, it is recommended to wait at least 2 or 3 years before recoating.

Q. I will clean my pavers with a water jet before sealing them. Is this enough?


A. No. Always use a cleaner to clean pavers thoroughly. A simple water jet will not remove grease stains and will not dissolve efflorescence, a whitish salt that accumulates at the surface of pavers. It is highly recommended to always clean and prepare pavers with Techniseal® Pre-Seal Cleaner.

Q. Can I apply a Protector even though the surface is still humid?

A. No. It is important to wait until the pavers are dry before applying a Protector, even with a water-based Protector. The Protector could react with moisture and leave a white film on the surface.

LEARN MORE:

Ask for our "Paver Treatments"
informational leaflet or visit our website at
techniseal.com





WR7 Waterproofing Sealant is specially designed to protect horizontal and vertical masonry surfaces as well as mortar joints. It prevents deterioration caused by freeze-thaw cycles and chemical products such as de-icing salts, while providing resistance to acids and alkalis.



For more information about this product see page 12

WOOD CARE



Techniseal®'s water-repellent Wood Stain & Sealer rejuvenates the look of decks, pergolas or other outdoor wood structures. Since it does not peel, it will never be necessary to sand or strip again. Easy to apply. Single-coat application!

3
EASY
STEPS



1 PREPARE



2 CLEAN





3 PROTECT

1 PREPARE

2 CLEAN

3 PROTECT

PRODUCT AND FEATURES	FINISH	PRODUCT CODE	UPC	COLOUR	DIMENSIONS (CM) W x H x D	QTY/PACK
 <p>Wood Cleaner</p> <ul style="list-style-type: none"> Restores wood to its original appearance and removes greyish or blackish shade Dislodges mildew, ground-in dirt and grease (i.e. BBQ) 	N/A	60102038 (144-500)	773758159107	N/A	11 x 12,5	12
 <p>Wood Preservative - Penetrating</p> <ul style="list-style-type: none"> Protects against mildew, rot, termites and fungus Ideal to protect end cuts 	Transparent and penetrating	60102155 (144-271)	773758142710	Clear	11 x 13	6
		60102156 (144-273)	773758442735		17 x 19	4
 <p>Wood Stain & Sealer</p> <ul style="list-style-type: none"> Ideal for pressure-treated wood Water repellent Will not peel or crack Water-based 	Matte and translucent	60102116 (144-333)	773758143335	Mahogany	17 x 19	2
		60102117 (144-353)	773758143533	Cedar	17 x 19	2
		60102118 (144-303)	773758143038	Chocolate	17 x 19	2
		60102119 (144-313)	773758143137	Forest	17 x 19	2
		60102120 (144-373)	773758143731	Honey	17 x 19	2
		60102123 (144-383)	773758143830	Natural	17 x 19	2
		60102124 (144-323)	773758143236	Walnut	17 x 19	2
		60102125 (144-343)	773758143434	Pine	17 x 19	2



WOOD CARE

QTY/ PALLET	SIZE	USES	APPLICATION TEMPERATURE	DOWNTIME	COATS	TOOLS NEEDED	COVERAGE
540	850 g	Treated or untreated wood 2	N/A	N/A	N/A	Street broom, watering can and garden hose	850 g of diluted powder clean 15,8 m ² to 39,5 m ² (170 to 425 sq. ft.)
450 180	1 L 3,78 L	Treated or untreated wood 3	Between 10 and 30°C	24 hrs	1 or 2 (6 to 24 hrs between coats)	Paintbrush	1 L covers 3 m ² to 5 m ² (30 to 50 sq. ft.)
180	3,78 L	Treated wood 3	Between 15 and 25°C	24 hrs	1	Stain brush	3,78 L cover up to 23,2 m ² (250 sq. ft.)
180	3,78 L						
180	3,78 L						
180	3,78 L						
180	3,78 L						
180	3,78 L						
180	3,78 L						
180	3,78 L						
180	3,78 L						




TIPS FROM THE PROS ON WOOD PROTECTION

- Q. What are the advantages of Techniseal® Wood Stain & Sealer compared to a conventional sealer or paint?**
- A. Unlike paint, Techniseal® water-based Wood Stain & Sealers will never flake or crack if directions are carefully followed. There is no need to scrape or strip after the first application. Techniseal® Wood Stain & Sealer dries quickly. Tools can be cleaned simply with water and soap. Furthermore, it does not give off unpleasant fumes, and it is environmentally friendly.
- Q. The old paint on my wooden deck is peeling. Can I apply Techniseal® Wood Stain & Sealer over it?**
- A. No. You will have to remove any old paint first. Techniseal® Wood Stain & Sealer must penetrate the wood's grain in order to give spectacular results and to be effective. However, once a Techniseal® Stain & Sealer is applied, you will never have to scrape, sand or strip the surface again.
- Q. What is the ideal temperature for applying Wood Stain & Sealer?**
- A. Apply on a nice, moderately warm day (ideally between 15 and 25°C) and when no rain is forecasted for the next 12 hours.
- Q. How long after rain can I apply the Wood Stain & Sealer?**
- A. The Stain & Sealer must always be applied over dry wood. The drying time will depend mainly on the temperature. During warm and dry weather, wood dries much quicker. It is recommended to wait at least 12 hours after rain before sealing wood.
- Q. Can I apply a second coat?**
- A. Techniseal® Wood Stain & Sealer is designed to be applied in a single coat. This is why a second coat is not recommended. However, if a second coat would be required, it needs to be applied immediately after the first, before it dries.
- Q. Should I apply a fresh coat every year?**
- A. No. Techniseal® Wood Stain & Sealer is made to last several years. In order to determine if the sealer is still on the surface and, consequently, if a new coat is required, verify its hydrophobicity by dropping water on the surface. If water doesn't bead, the surface is no longer water repellent. Simply clean the surface with Techniseal® Wood Cleaner before applying a new coat with a paintbrush.
- Q. Why is it not recommended to apply the Stain & Sealer over cedarwood?**
- A. Cedarwood has natural tannins that nourish and prevent the Stain & Sealer from penetrating. The tannins could react with the Stain & Sealer and alter the surface.

LEARN MORE:

Ask for our "Wood Treatments"
informational leaflet or visit our website at
techniseal.com



ROOFING CARE



ROOFING

Techniseal® Shingle or Sheet Metal Coatings make it possible to avoid replacing a roofing and extend its life. It also allows the homeowner to save thousands of dollars by self-applying this high-quality product, which is guaranteed for up to 25 years!

3

EASY
STEPS



CLEAN






REPAIR



PROTECT



PRODUCT AND FEATURES	PRODUCT CODE	UPC	COLOUR	DIMENSIONS (CM) W x H x D
 <p>Instant Leak Sealer</p> <ul style="list-style-type: none"> ▶ Fast and easy spray application on roofs, gutters, concrete, skylights or PVC ▶ Stays flexible and waterproof, won't crack or peel 	70978078 (140-801)	773758108013	Clear	6,7 x 24
	70978079 (140-811)	773758108112	Black	6,7 x 24
	70978077 (140-821)	773758108211	White	6,7 x 24
 <p>Weatherproof Sealant</p> <ul style="list-style-type: none"> ▶ High-elasticity formula; ideal for sealing joints and cracks ▶ Adheres to most surfaces, even when wet or cold 	70978066 (140-701)	773758407017	Clear	5 x 28,5
 <p>Thick-Pile Roller (31 mm)</p> <ul style="list-style-type: none"> ▶ Very absorbent – makes application easier ▶ Covers uneven surfaces easily ▶ Made from natural wool 	70978075 (145-940)	773758159404	N/A	8 x 24



ROOFING CARE

QTY/ PACK	QTY/ PALLET	SIZE	USES	APPLICATION TEMPERATURE	COATS	TOOLS NEEDED	COVERAGE
12	864	369 g	Sheet metal, asphalt shingles, gutters, concrete, roof lights and PVC 2	Above 5°C	Several (20 to 30 min between coats)	N/A	Covers up to 1,9 m ² (20 sq. ft.)
12	864	369 g					
12	864	369 g					
20	1200	300 ml	Asphalt shingles and sheet metal roofings 2	N/A	N/A	Brush or rubber spatula	N/A
12	720	N/A	N/A	N/A	N/A	N/A	N/A



PRODUCT AND FEATURES	PRODUCT CODE	UPC	COLOUR	DIMENSIONS (CM) W x H x D
 <p>Elastomeric Shingle Coating – 5-Year Warranty</p> <ul style="list-style-type: none"> ▶ Locks granules in place; extends the life of shingles ▶ Prevents deterioration of roofing ▶ Allows for a change of roof colour ▶ Water-based 	60102183 (140-305)	773758403057	Black	24 x 38 x 24
	60102187 (140-325)	773758403255	Brown	24 x 38 x 24
 <p>Elastomeric Shingle Coating – 10-Year Warranty</p> <ul style="list-style-type: none"> ▶ Locks granules in place; extends the life of shingles ▶ Prevents deterioration of roofing – ideal for areas exposed to strong winds ▶ Allows for a change of roof colour ▶ Water-based 	60102181 (140-407)	773758104077	Black	24 x 38 x 24
	60102174 (140-427)	773758104275	Brown	24 x 38 x 24
	60102178 (140-447)	773758104473	Grey	24 x 38 x 24
 <p>Clear Elastomeric Shingle Coating – 10-Year Warranty</p>	60102176 (140-497)	773758104978	Clear	24 x 38 x 24

ROOFING CARE

QTY/PACK	QTY/PALLET	SIZE	USES	APPLICATION TEMPERATURE	DOWNTIME	COATS	TOOLS NEEDED	COVERAGE
N/A	60	15 L	Asphalt shingle roofings 3	Between 10 and 25°C	24 hrs before rain	2 (18 to 24 hrs between coats)	Techniseal® Thick-Pile Roller (145-940)	15 L cover up to 55,7 m ² (600 sq. ft.) per coat
N/A	60	15 L						
N/A	60	15 L	Asphalt shingle roofings and sheet metal roofings 3	Between 10 and 25°C	24 hrs before rain	2 (18 to 24 hrs between coats)	Techniseal® Thick-Pile Roller (145-940)	15 L cover up to 55,7 m ² (600 sq. ft.)
N/A	60	15 L						
N/A	60	15 L						
N/A	60	15 L	Asphalt shingle roofings 3	Between 10 and 25°C	24 hrs before rain	1	Roller for rough surfaces (12 to 19 mm)	15 L cover up to 41,8 m ² (450 sq. ft.)



TIPS FROM THE PROS ON ROOF PROTECTION

- Q.** *Is the application of RoofKeeper™ Elastomeric Roof Coating more economical than replacing the roofing?*
- A. Certainly. Treating a standard roof with RoofKeeper™ costs approximately under a dollar per square foot. On average, replacing shingles costs up to 5 times as much. This means you are saving several thousands of dollars on a simple single-family house. Plus, you can do it yourself in a very short time.
- Q.** *What is the ideal temperature for applying Elastomeric Roof Coating?*
- A. Apply on a nice, moderately warm day (ideally between 10 and 25 °C) and when no rain is forecasted for the next 24 hours. Application to an excessively hot roofing will make Coating dry too quickly and will leave overlapping marks.
- Q.** *Is it mandatory to apply a second coat?*
- A. No. If you only wish to change the colour of the roofing, one coat may be sufficient. However, for an adequate protection and to take advantage of Techniseal®'s warranty, it is necessary to apply a second coat. By applying a second coat, you create a thicker membrane that will resist weathering better and longer.
- Q.** *Can I apply the RoofKeeper™ on metal roofing?*
- A. Yes. 10-year RoofKeeper™ can be applied over metal roofing.

LEARN MORE:

Ask for our "Roofing Treatments" informational leaflet or visit our website at techniseal.com



ASPHALT CARE




ASPHALT

Environmentally friendly and tar free, Techniseal® water-based Asphalt Protectors provide maximum protection against oil, gasoline and stains. They bring asphalt back to its original black appearance and stop its deterioration.

3
EASY
STEPS



1 CLEAN




2 REPAIR



3 PROTECT

PRODUCT AND FEATURES	PRODUCT CODE	UPC	COLOUR	DIMENSIONS (CM) W x H x D
 <p>Crack Filler</p> <ul style="list-style-type: none"> ▶ Fills cracks 1 cm (3/8") wide or less ▶ Slows deterioration caused by water and frost 	70978056 (142-731)	773758127311	Black	5 x 29
 <p>Oil-Spot Primer</p> <ul style="list-style-type: none"> ▶ Primes oily asphalt surfaces before the application of a protective sealant ▶ Improves the adhesion of protective sealants for asphalt 	70978047 (142-761)	773758427619	N/A	13 x 23 x 5
 <p>Acrylic Crack Filler</p> <ul style="list-style-type: none"> ▶ Fills cracks 1.5 cm (1/2") wide or less ▶ Stops deterioration caused by water and frost 	70978054 (142-711)	773758127113	N/A	13 x 23 x 5
 <p>Slit-Foam Roller</p> <ul style="list-style-type: none"> ▶ Solvent-resistant ▶ Remains spongy to absorb any extra protector ▶ Barricade tape included 	70971145 (145-930)	773758459306	N/A	8,2 x 24



ASPHALT CARE




QTY/ PACK	QTY/ PALLET	SIZE	USES	APPLICATION TEMPERATURE	DOWNTIME	TOOLS NEEDED	COVERAGE
6	1140	300 ml	Asphalt 2	Content's temperature must be above 10 °C	24 hrs	Caulk gun and spatula	N/A
6	480	1 L	Asphalt 2	N/A	N/A	Paintbrush	N/A
6	480	1 L	Asphalt 2	Above 10°C	N/A	Spatula	N/A
20	840	N/A	N/A	N/A	N/A	N/A	N/A

ASPHALT



BEFORE

AFTER

PRODUCT AND FEATURES	PRODUCT CODE	UPC	COLOUR	DIMENSIONS (CM) W x H x D
 <p>HP Epoxy Protector for Asphalt</p> <ul style="list-style-type: none"> ▶ Evens and rejuvenates the look of the surface ▶ Recommended application: every 6 years ▶ Water-based 	60102111 (142-133)	773758121333	Black	24 x 38 x 24
 <p>RG Acrylic Protector for Asphalt</p> <ul style="list-style-type: none"> ▶ Evens and rejuvenates the look of the surface ▶ Recommended application: every 4 years ▶ Water-based 	60102114 (142-123)	773758121234	Black	24 x 38 x 24
 <p>Acrylic Protector for Asphalt</p> <ul style="list-style-type: none"> ▶ Evens and rejuvenates the look of the surface ▶ Recommended application: every 2 years ▶ Water-based 	60101331 (182-114)	773758002908	Black	30,5 x 38 x 30,5

ASPHALT CARE

QTY/ PACK	QTY/ PALLET	SIZE	USES	APPLICATION TEMPERATURE	DOWNTIME	COATS	TOOLS NEEDED	COVERAGE
N/A	60	15 L	Asphalt 3	Between 15 and 25°C	Pedestrian: 24 hrs Vehicular: 48 hrs	1 or 2 (24 hrs between coats)	Techniseal® Slit-Foam Roller (145-930)	15 L cover up to 74,3 m ² (800 sq. ft.)
N/A	60	15 L	Asphalt 3	Between 15 and 25°C	Pedestrian: 24 hrs Vehicular: 48 hrs	1 or 2 (24 hrs between coats)	Techniseal® Slit-Foam Roller (145-930)	15 L cover up to 60,9 m ² (655 sq. ft.)
N/A	36	14 L	Asphalt 3	Between 15 and 25°C	Pedestrian: 24 hrs Vehicular: 48 hrs	1 or 2 (24 hrs between coats)	Techniseal® Slit-Foam Roller (145-930)	14 L cover up to 53,9 m ² (580 sq. ft.)



TIPS FROM THE PROS ON ASPHALT PROTECTION

Q. What are the advantages of a water-based acrylic sealer compared to a more conventional tar-based product?

A. Unlike tar-based sealers, Techniseal® water-based Protectors are basically applied like a simple paint. They are clean, they dry more quickly, and tools can be cleaned with water and soap. Furthermore, they are microporous, do not trap moisture, do not give off unpleasant fumes, and are environmentally friendly.

Q. My asphalt has already been sealed with a tar-based product. Can I seal over it with a Techniseal® water-based Protector?

A. No. It is not recommended to use the Protector for asphalt over a surface previously treated with a tar-based sealer. The Protector will not properly penetrate the asphalt, which will cause adhesion problems.

Q. Can I apply the Protector to new asphalt?

A. Yes, however, it is recommended to wait 3 to 6 months. HP Epoxy Protector is the ideal product in this case.

Q. What is the ideal temperature for applying an asphalt Protector?

A. Apply on a nice, moderately warm day (ideally between 15 and 25°C) and when no rain is forecasted for the next 24 hours. Application to excessively hot asphalt will make Protector dry too quickly and will leave overlapping marks.

Q. Should I apply a fresh coat every year?

A. No. Techniseal® Asphalt Protectors are made to last several years (up to 6 years in the case of epoxy-based HP). They resist very well to wear from traffic and weathering.

Q. What is the most important thing to check for before applying the asphalt Protector?


A. The weather. It is important to make sure the surface is dry before applying the Protector. It is also essential to make sure there is no rain for the next 24 hours following the application. Water or even moisture could react with the Protector and turn the surface white.

LEARN MORE:

Ask for our "Asphalt Treatments"
informational leaflet or visit our website at
techniseal.com



CONCRETE CARE



Water-based, low-odour Techniseal® Protectors for concrete floors provide unmatched resistance to degradation and contamination (e.g. oil and chemicals). These durable, high-quality products are premixed and easy to apply.

3
EASY
STEPS



1 CLEAN



2 REPAIR



3 PROTECT

CONCRETE

PRODUCT AND FEATURES	FINISH	PRODUCT CODE	UPC	COLOUR	DIMENSIONS (CM) W x H x D
 <p>Dirt & Grease Cleaner for Concrete and Masonry</p> <ul style="list-style-type: none"> ▶ Removes oil and grease stains on concrete ▶ Ideal for sealed surfaces and fresh stains 	N/A	60102030 (149-511)	773758195112	N/A	13 x 19,5 x 5
 <p>Crack Filler for Concrete</p> <ul style="list-style-type: none"> ▶ Fills cracks 0.5 to 1 cm wide ▶ Granular texture – Dries quickly, very durable 	N/A	70978057 (149-781)	773758197819	N/A	5 x 28,5
 <p>Clear Protector for Interior Concrete Surfaces</p> <ul style="list-style-type: none"> ▶ Anti-dust, prevents concrete crumbling ▶ Anti-stain, makes cleaning easier ▶ Water-based 	Semi-gloss	60102168 (149-113)	773758191138	Clear	17 x 19
		60102167 (149-116)	773758191169		31 x 39
 <p>Protector for Interior Concrete Surfaces</p> <ul style="list-style-type: none"> ▶ Resists abrasion and stains ▶ Anti-dust, prevents concrete crumbling ▶ Water-based 	Matte	60102166 (149-123)	773758491238	Concrete Grey	17 x 19
		60102169 (149-133)	773758191336	Sand	17 x 19
		60102165 (149-143)	773758191435	Blue-Grey	17 x 19

CONCRETE CARE

QTY/ PACK	QTY/ PALLET	SIZE	USES	APPLICATION TEMPERATURE	DOWNTIME	COATS	TOOLS NEEDED	COVERAGE
6	480	1 L	Concrete 1	N/A	N/A	N/A	Techniseal® Stain Remover Brush (145-910)	N/A
12	1296	300 ml	Floors, walls, pool decks, walkways, steps, roughcast, mortar, etc. 2	Above 5°C	24 hrs	N/A	Trowel to smooth out concrete	N/A
2 N/A	180 36	3,78 L 18 L	Concrete 3	Between 12 and 25°C	24 hrs	1 or 2 (24 hrs between coats)	Roller suitable for type of surface or airless sprayer	3,78 L cover 14,9 m ² to 39,9 m ² (160 to 430 sq. ft.)
2	180	3,78 L	Concrete 3	Between 12 and 25°C	24 hrs	2 (3 to 6 hrs between coats)	Roller suitable for type of surface or airless sprayer	3,78 L cover 10,7 m ² to 23,2 m ² (115 to 250 sq. ft.)
2	180	3,78 L						
2	180	3,78 L						

PRODUCT AND FEATURES	FINISH	PRODUCT CODE	UPC	COLOUR	DIMENSIONS (CM) W x H x D
 <p>Pre-Seal Cleaner for Garage Floor</p> <ul style="list-style-type: none"> ▶ 1st step of Carbopoxy® System ▶ Primes concrete for the application of the Carbopoxy® System ▶ Easy to use – Mild odour 	N/A	60102041 (149-574)	773758495748	N/A	17 x 29 x 12
 <p>Carboprime Primer for Carbopoxy® Protector</p> <ul style="list-style-type: none"> ▶ 2nd step of Carbopoxy® System ▶ Ensures adhesion of the Carbopoxy® Protector and makes its application easier ▶ Water-based 	N/A	60102115 (149-763)	773758497636	N/A	17 x 19
 <p>Carbopoxy® Garage Floor Protector</p> <ul style="list-style-type: none"> ▶ 3rd step of the Carbopoxy® System ▶ Epoxy crosslinked polycarbonate AC technology ▶ Ready to use – no mix of components required ▶ Water-based 	Gloss	60102128 (149-323)	773758193231	Stone Grey	17 x 19
		60102130 (149-343)	773758193439	Titanium	17 x 19
		60102129 (149-353)	773758193538	Karbon	17 x 19
 <p>Carbopoxy+® Finishing Coat</p> <ul style="list-style-type: none"> ▶ Offers optimal protection to the Carbopoxy® System ▶ Provides resistance to hot tire pick-up ▶ Water-based 	Super gloss	60102126 (149-303)	773758193033	Clear	17 x 19
 <p>Carbochips Decorative Flakes</p> <ul style="list-style-type: none"> ▶ Decorative flakes to be sprinkled over the Carbopoxy® Protector ▶ Give a terrazzo-like look 	N/A	70978061 (149-994)	773758199943	 Sahara	6 x 16 x 7
		70978060 (149-996)	773758199967	 Metal	6 x 16 x 7

Carbopoxy® FOR GARAGE FLOORS

QTY/ PACK	QTY/ PALLET	SIZE	USES	APPLICATION TEMPERATURE	DOWNTIME	COATS	TOOLS NEEDED	COVERAGE
4	144	4 L	Concrete floors 1	Above 15°C	24 hrs (Before applying the Carboprime)	N/A	Techniseal® Exact Sprayer (145-900) or plastic watering can and street broom	4 L of concentrated product cleans of approx. 37,2 m ² (400 sq. ft.)
2	180	3,78 L	Concrete floors 2	Above 15°C	24 hrs (Before the application of the Carbopoxy® Protector)	1	Pile roller for semi-smooth surfaces (7 to 10 mm)	3,78 L cover up to 25,5 m ² (275 sq. ft.)
2	180	3,78 L	Concrete floors 3	Above 15°C	Pedestrian : 24 hrs Vehicular: 7 days	2 (24 hrs between coats)	Pile roller for semi-smooth surfaces (7 to 10 mm)	3,78 L cover up to 25,5 m ² (275 sq. ft.)
2	180	3,78 L						
2	180	3,78 L						
2	180	3,78 L	Concrete floors 3	Above 15°C	Pedestrian : 24 hrs Vehicular: 7 days	1 or 2 (24 hrs between coats) 2nd coat for more lustre and protection	Pile roller for semi-smooth surfaces (7 to 10 mm)	If applied to coloured Carbopoxy®: 3,78 L cover up to 46,5 m ² (500 sq. ft.) If applied to bare concrete: 3,78 L cover up to 25,5 m ² (275 sq. ft.)
6	N/A	325 g	Concrete floors	N/A	N/A	N/A	N/A	One container covers up to 25,5 m ² (275 sq. ft.)
6	N/A	325 g						

CONCRETE



TIPS FROM THE PROS ON CONCRETE PROTECTION

- Q. Can I apply the Protector for Interior Concrete Surfaces in my garage?**
- A. No. The Protector for Interior Concrete Surfaces cannot be used on a garage floor. Always use the Carbopoxy® for garages.
- Q. My garage floor is already covered with a sealer or paint from another brand. Can I apply Techniseal® Carbopoxy® over it?**
- A. If your concrete floor has been treated with a sealer from another brand, it will be necessary to test it on a small area to see if Carbopoxy® adheres to it. If the old sealer or paint is flaking, it will be necessary to remove it. For best results, it is recommended to always strip old paint before applying Carbopoxy®.
- Q. There is no drain in my basement or in my garage, but I need to strip the surface to apply a Protector. What should I do?**
- A. In case there is no drain, it is possible to remove old paint with an industrial sanding machine.
- Q. Why is it important to test water absorption before applying a concrete Protector?**
- A. The absorption test makes it possible to verify the penetration of the Protector in the concrete pores. A good preparation will give better results and allow the Protector to resist everyday wear for a longer period of time.
- Q. Is it necessary to apply a coat of Carboprime primer before applying a coat of Carbopoxy® Protector?**
- A. Yes. The Carbopoxy® is a system with three essential steps: cleaning the surface with the Pre-Seal Cleaner, priming the concrete with the Carboprime and finally, the application of one or two coats of Carbopoxy®.
- Q. Can I apply Carbopoxy+® Finishing Coat to a bare concrete floor?**
- A. Yes. But it will be necessary to first prime the concrete with Carboprime primer before applying one or two coats of Carbopoxy+® clear finishing coat.
- Q. Can I apply a Techniseal® Protector to new concrete?**
- A. Yes. However, wait 30 days before cleaning and sealing new concrete.
- Q. Can I park my car in the garage immediately after the application of Carbopoxy®?**
- A. Ideally, do not park in the garage for the next 2 weeks. If this is not possible, protect surfaces that are in contact with car tires, with pieces of cardboard.

LEARN MORE:


For more information about the Carbopoxy® System, ask for our "Carbopoxy System - Garage Floor Protector" leaflet or visit our website at techniseal.com



Discover Techniseal's complete range of products for the installation, maintenance, and protection of exterior surfaces.

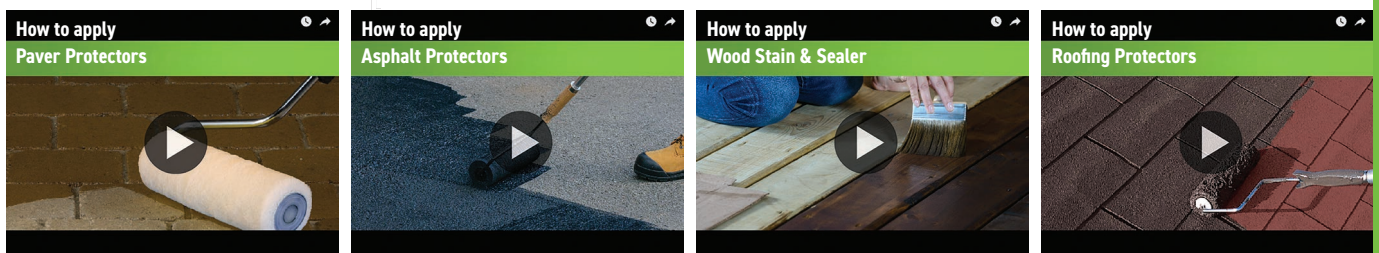
Visit techniseal.com today!

Consult all product's technical information and warranty conditions.



You will find our products at these good retailers near you.

Watch educational video clips on the application of Techniseal® products.





TO CONTACT US

TO ORDER
orders@techniseal.com

QUESTIONS? NEED HELP?
1 800 465-7325