



EDGE BOND™ NextGel™ Fortified Hardscape Concrete Edging

UPDATE

December 7, 2022

Make sure that you have an up-to-date technical data sheet in hand by consulting our website: techniseal.com
U.S.A. and Canada: dial 1 800 465-7325
Others: dial (514) 523-8324 (Canada)

APPLICATIONS

- Traditional, open graded or permeable installations
- Next Base™ foam panel installations
- Concrete overlay installations
- Concrete pavers, wet-cast pavers, clay pavers, natural stone, slabs, textured pavers
- Commercial, residential and public projects
- Pedestrian and vehicular use

PROPERTIES

- FASTEST & EASIEST installation on the market
- More than 10% extra coverage
- Ideal for permeable installations
- Smooth, uniform finish
- Maximum workability
- Dispersible reinforcement fibers
- Provides extra coverage, 16 to 20 linear feet per 50 lb bag
- Ready-to-use - simply add water
- Paintable or sealable if used as decorative edging
- Freeze and thaw resistant
- Alternative to plastic edging and spikes
- Additional strength and stability (when compared to traditional plastic edging)

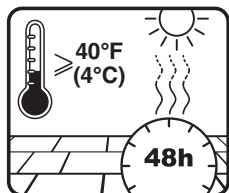
DESCRIPTION

Hardscape concrete edging, powered with NextGel™, polymer-modified and dispersible reinforcement fibers. To be used with pavers and natural stone on traditional, open graded (permeable) installations, Next Base™ or concrete overlays.

NextGel™ is a revolutionary technology that radically transforms and improves the properties and behavior of jointing products and additives.

DIRECTIONS

Important



BEFORE YOU BEGIN

- **Installation Conditions:** • Temperature must be above 40 °F (4 °C) for 48 hours following installation.
- Sprinkler system must be turned off.
- **Drying / Curing:** To ensure optimal cohesion and long-term resistance, EDGE BOND™ must dry completely. Drying time will be shorter if it is warm and dry, and longer if the climate is cool and damp. EDGE BOND™ will be fully cured after 28 days. Product must dry at least 8 hours before being exposed to unexpected rain.

- **Traffic:** Pedestrian: Immediate after initial set up / Vehicular: 72 h. Block access during that period. Avoid walking, driving or parking near the edge until product has fully cured.

Necessary tools:


- Measuring cup
- Wheelbarrow or mortar pan
- Shovel
- Hand trowel, preferably 4" wide
- Rag, sponge or small vinyl brush for cleaning

CAUTION

- Wear appropriate safety gear.
- Do not mix product with cement, sand or any other material.
- Because product comes from a natural source, color and grain size may vary.

The hardscape products should be installed following the manufacturer's recommendation. For flagstone, the Natural Stone Institute guideline should be followed (www.naturalstoneinstitute.org). For pavers and slabs, ICPI Technical Specification Spec #2 (www.icpi.org) should be used. For installation with concrete overlay, ICPI Technical Specification Spec #10 and #20 (www.icpi.org) should be used for drainage hole dimension and position and slope requirements.

INSTALLATION - IMPORTANT




Installation of EDGE BOND™ is recommended to be done right before mechanical compaction of the hardscape material. When using Next Base™ panels, cutting them at the edge of the pavers will be required.

Remove bedding layer (sand or chips) on the entire perimeter of the installation where EDGE BOND™ will be installed. For best results, remove bedding material all the way down to the base material, keeping in mind the final slope that needs to be achieved. The base material should extend 6-8" beyond the paver's edge.




Empty contents of EDGE BOND™ into a wheelbarrow or mortar pan forming a crater in the center of the dry mix for the addition of clean potable water. Projects requiring multiple bags are mixed much easier with a mechanical concrete mixer. Add 2.5 quarts (2.37L) of clean potable water per 50 lb bag of EDGE BOND™ or enough to achieve a workable mix. Mix until water has been fully incorporated and blend is uniform and homogeneous. Excess water reduces strength and durability and can cause cracking, dusting or scaling.


0.625 US gallon = 2.5 quarts = 10 cups = 80 fl.oz. = 2.37 liters



Using a shovel, place the EDGE BOND™ in the trench created at the perimeter of the installation. Pour a sufficient quantity of material to form a triangular cross section.




Using a hand trowel, shape EDGE BOND™ into a triangular profile. Material should cover about half of the thickness of the hardscape material and should be spread at a 30° to 45° angle. EDGE BOND™ has excellent workability to allow for a smooth finish to be created.



Mechanical compaction of the hardscape material should be completed before EDGE BOND™ dries. The hardscape products and jointing products should be installed following the manufacturer's recommendation.

For jointing products, please refer to Techniseal®'s SMARTSAND® or HP NextGel™ Jointing Sands (mechanical compaction mandatory) or, if joint width is greater than ¼" and mechanical compaction is either not possible or traditionally not used, please use Techniseal's NOCO™ polymeric joint.



Complete your installation by back filling with topsoil, mulch or decorative stone over the EDGE BOND™ edging. This can be done as soon as your EDGE BOND™ installation is completed. EDGE BOND™ also offers a smooth surface that is paintable to blend into your hardscape projects.

CLEANING & DISPOSAL

Avoid edging product coming in contact with the surface of the pavers or natural stone as it may leave dry residues that can stain the surface. If the edging product comes in contact with the top surface, clean off immediately using a wet rag, wet sponge or vinyl brush and water.

Wash tools immediately after use with water and a brush. Consult your retailer or municipality regarding the disposal of unused product.

COVERAGE

16 to 20 linear feet for a 50 lb bag.

The amount required will depend on the shape and size of the edging.

STORAGE

Unused bags can be stored outside if they are still on a pallet and protected by the original packaging.

PACKAGING

EgdeBond	Product Code	Color		Units per pallet
	70975209	Grey	50 lb. (bag)	56

WARNING

For more information and advice on the proper handling, storage, and disposal of this product, please refer to the latest version of its Safety Data Sheet (SDS). This official document contains physical, ecological, and other important information pertaining to the safe usage of this product. Visit www.techniseal.com or call 1-800-465-7325 to request or find an up-to-date version of this product's Safety Data Sheet (SDS).

KEEP OUT OF REACH OF CHILDREN

TRANSPORT

For more information and advice on the proper handling and transportation of this product, please refer to the latest version of its Safety Data Sheet (SDS). Visit www.techniseal.com or call 1-800-465-7325 to request or find an up-to-date version of this product's Safety Data Sheet (SDS).

TECHNICAL INFORMATION

Property	Test Method	Specifications
Compression Strength	ASTM C-109	>3,000 psi after 7-day cure >5,000 psi after 28-day cure
Standard Test Method for Resistance of Concrete to Rapid Freezing and Thawing.		
Freeze-Thaw Testing	AASHTO T161(A) / ASTM C666-15	Pass - 300 cycles completed

LIMITED WARRANTY

Manufacturer, having no control over the use of the materials, does not guarantee finished work. Replacement of any defective product shall be the buyer's sole remedy under this warranty. A proof of purchase will be required for any claim. Before using this product, user shall determine the suitability of the product for its intended use and user alone assumes all risks and liability whatsoever in connection therewith. User shall test product in a small inconspicuous area (approx. 0.4 m² (4 sq. ft.)) under projected conditions of use. In the event that no test was carried out, the warranty will only apply to 0.4 m² (4 sq.ft.). This limited warranty excludes any liability for any consequential, incidental, indirect or special damages. Except for the limited warranty made above, manufacturer specifically disclaims and excludes any other express warranty, any implied warranty of merchantability of goods and any implied warranty of fitness of goods for any particular purpose.